

Scaled data based on original data using  
LM-79-08 Approved Method: Electrical and Photometric Measurements of Solid-  
State Lighting Products

Test Report Prepared for  
Cooper Lighting Solutions  
(formerly Eaton)

Brand: STREETWORKS

Report Number: P962117

Luminaire Tested: **NVN-SB2B-835-U-T1**

Issue Date: 1/21/2025

**Test Information**

Test Method: LM-79-08  
Report Number: P962117  
TEST IS SCALED FROM IESNA LM-79-08 TEST DATA (G2-2405-108-2)  
Test Lab: INNOVATION CENTER  
Issue Date: 1/21/2025  
Manufacturer: COOPER LIGHTING SOLUTIONS (FORMERLY EATON)  
Product Line: STREETWORKS  
Catalog Number: NVN-SB2B-835-U-T1  
Description: NAVION ROADWAY AND AREA HIGH DENSITY LED LUMINAIRE  
(2) 80 CRI, 3500K, 450mA LIGHTSQUARES WITH 26 LEDS EACH AND TYPE I OPTICS  
Light Source: -  
Ballast/Driver: -

**Summary**

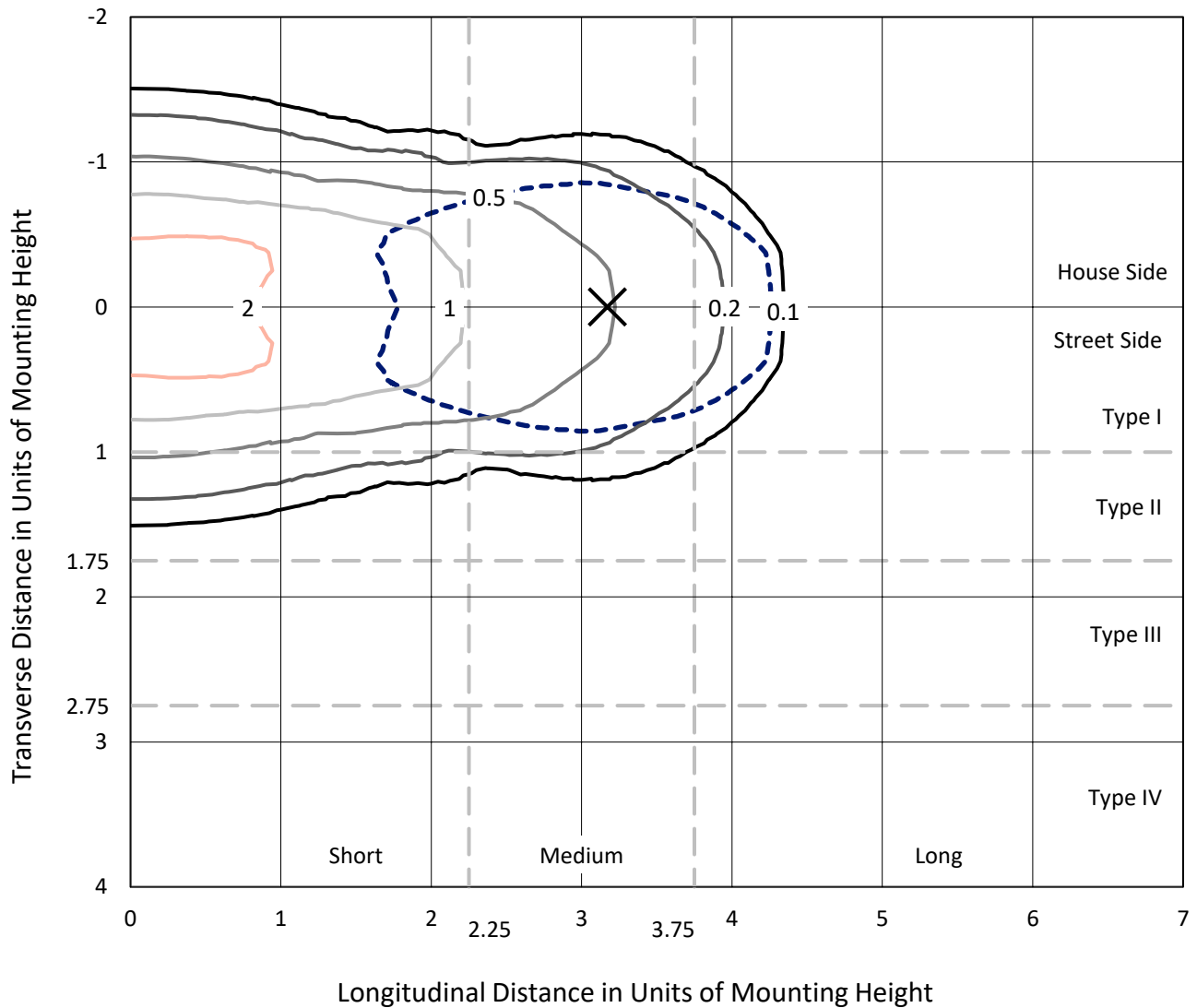
Lumens per Lamp: N/A  
Luminaire Lumens: 10591.3 lumens  
Efficiency: N/A  
Efficacy: 143.3 lumens/watt  
Luminous Opening: Rectangular (W 0.5' x L: 1' x H: 0')  
IES Classification: Type I - Short  
BUG Rating: B3 - U0 - G3  
  
Input Watts (W): 73.9  
Input Voltage (V): NR  
Input Current (Ain): NR  
Voltage Rise (V): NR  
Power Factor: NR  
Total Harmonic Distortion (THDi): NR  
Frequency (hertz): 60  
Stabilization Time: NR  
Operation Time: NR  
Ambient Temperature (°C): NR  
Test Distance: 24 FT



REPORT NUMBER: P962117  
 CATALOG NUMBER: NVN-SB2B-835-U-T1

### Iso-Footcandle Lines of Horizontal Illumination

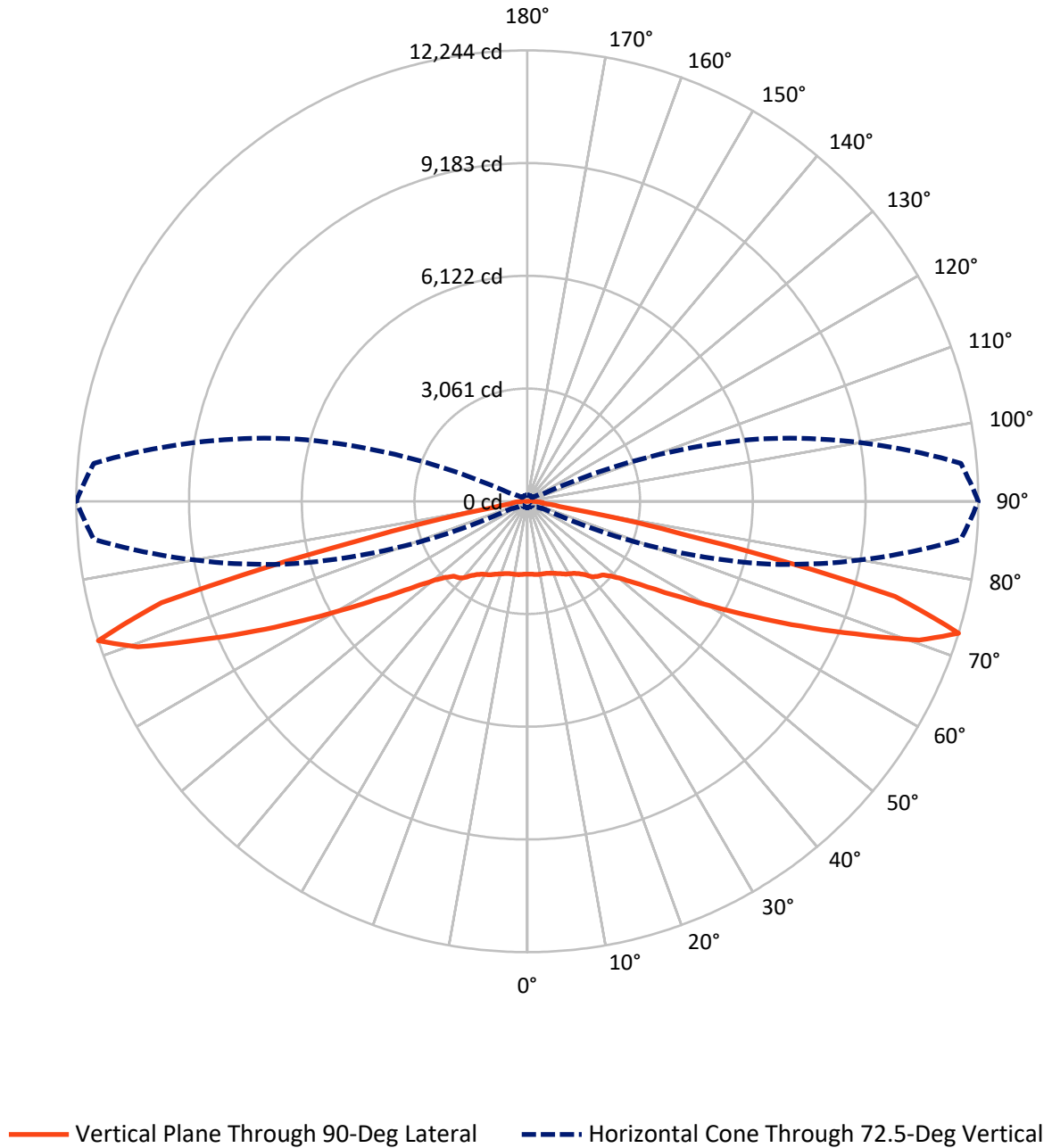
✕ Max cd  
 - - - 1/2 Max cd



Based on 25 foot mounting height. Maximum calculated value = 3.2 fc  
 Type I - Short - N/A

REPORT NUMBER: P962117  
CATALOG NUMBER: NVN-SB2B-835-U-T1

### Luminous Intensity Polar Plot



REPORT NUMBER: P962117  
 CATALOG NUMBER: NVN-SB2B-835-U-T1

**FLUX DISTRIBUTION:**

		Downward	Upward	Total
<b>House Side</b>	Lumens	5295.7	0.0	5295.7
	% Fixture	50.0	0.0	50.0
<b>Street Side</b>	Lumens	5295.7	0.0	5295.7
	% Fixture	50.0	0.0	50.0
<b>Total</b>	Lumens	10591.3	0.0	10591.3
	% Fixture	100.0	0.0	100.0

**ZONAL LUMENS:**

Zone	Lumens	% Fixture
0°-10°	191.9	1.8
10°-20°	586.7	5.5
20°-30°	978.4	9.2
30°-40°	1345.5	12.7
40°-50°	1643.3	15.5
50°-60°	1900.6	17.9
60°-70°	2266.2	21.4
70°-80°	1581.6	14.9
80°-90°	97.1	0.9
90°-100°	0.0	0.0
100°-110°	0.0	0.0
110°-120°	0.0	0.0
120°-130°	0.0	0.0
130°-140°	0.0	0.0
140°-150°	0.0	0.0
150°-160°	0.0	0.0
160°-170°	0.0	0.0
170°-180°	0.0	0.0
0°-90°	10591.3	100.0
0°-180°	10591.3	100.0

**Coefficient of Utilization**



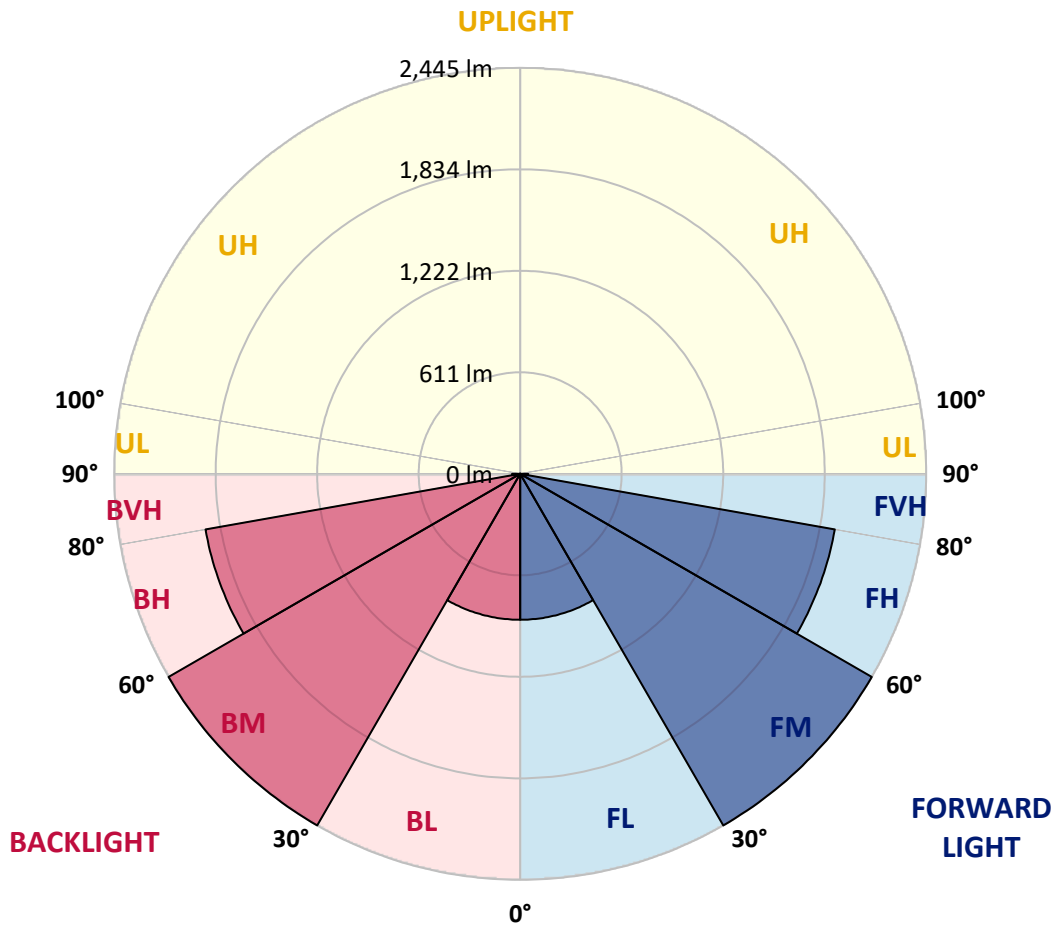
REPORT NUMBER: P962117  
 CATALOG NUMBER: NVN-SB2B-835-U-T1

**LUMINAIRE CLASSIFICATION SYSTEM LUMEN TABLE AND BUG RATING:**

Zone	Lumens	% Fixture	Zone Rating/Lumen Limit		
			B	U	G
FL (0°-30°)	878.5	8.3			
FM (30°-60°)	2444.7	23.1			
FH (60°-80°)	1923.9	18.2			G2/5000
FVH (80°-90°)	48.6	0.5			G1/100
BL (0°-30°)	878.5	8.3	B2/1000		
BM (30°-60°)	2444.7	23.1	B2/2500		
BH (60°-80°)	1923.9	18.2	B3/2500		G3/2500
BVH (80°-90°)	48.6	0.5			G1/100
UL (90°-100°)	0.0	0.0		U0/0	
UH (100°-180°)	0.0	0.0		U0/0	

**BUG Rating: B3-U0-G3**

Type I Short



REPORT NUMBER: P962117  
 CATALOG NUMBER: NVN-SB2B-835-U-T1

**CANDELA DISTRIBUTION (FULL):**

	0°	5°	15°	25°	35°	45°	55°	65°	75°	85°	90°
0°	1979.1	1979.1	1979.1	1979.1	1979.1	1979.1	1979.1	1979.1	1979.1	1979.1	1979.1
2.5°	1980.8	1983.1	1983.1	1981.3	1985.3	1981.9	1981.9	1980.2	1981.9	1980.2	1980.2
5°	1991.0	1993.7	1994.9	1994.3	1999.4	1996.6	1996.6	1994.3	1994.9	1993.2	1993.2
7.5°	2010.0	2014.0	2016.3	2019.0	2026.4	2023.0	2020.8	2014.0	2011.2	2006.6	2006.6
10°	2016.3	2020.8	2028.1	2042.7	2059.6	2060.1	2053.4	2036.5	2023.6	2013.4	2011.8
12.5°	1997.1	2003.3	2018.5	2048.4	2086.1	2101.2	2090.6	2062.4	2037.1	2019.0	2016.3
15°	1972.9	1979.7	2002.7	2047.7	2103.5	2139.0	2137.8	2100.6	2060.1	2032.1	2027.6
17.5°	1935.2	1942.0	1975.2	2038.2	2117.0	2175.6	2191.3	2153.0	2096.2	2058.5	2052.3
20°	1867.0	1873.3	1919.4	2007.8	2121.5	2214.4	2255.5	2221.7	2150.8	2099.5	2090.0
22.5°	1778.7	1788.3	1842.3	1955.5	2110.8	2254.9	2328.7	2305.5	2214.4	2143.5	2130.6
25°	1684.2	1694.3	1757.4	1891.3	2083.2	2284.2	2415.3	2400.7	2286.5	2198.1	2180.1
27.5°	1602.5	1613.2	1681.9	1827.7	2040.5	2295.5	2500.9	2508.2	2373.7	2258.3	2239.1
30°	1538.3	1548.5	1621.7	1776.4	1985.3	2284.2	2575.7	2626.5	2462.7	2310.7	2283.1
32.5°	1468.0	1480.9	1558.1	1714.0	1920.0	2257.2	2641.0	2754.2	2565.6	2366.9	2332.1
35°	1379.0	1390.9	1471.9	1628.4	1834.4	2213.8	2695.6	2896.0	2713.1	2452.5	2413.7
37.5°	1271.0	1282.3	1362.7	1521.5	1749.5	2153.0	2737.3	3055.9	2888.8	2575.7	2524.0
40°	1162.4	1173.0	1248.4	1402.1	1647.6	2075.3	2751.9	3212.4	3090.3	2745.2	2690.0
42.5°	1062.7	1072.3	1141.5	1284.5	1533.3	1976.3	2732.8	3348.6	3270.9	2863.4	2792.5
45°	971.0	979.4	1040.8	1174.1	1414.5	1855.9	2675.4	3494.9	3485.9	2947.8	2852.2
47.5°	866.3	874.7	938.3	1067.2	1295.8	1714.5	2578.0	3639.1	3784.8	3139.2	3028.9
50°	738.5	745.8	811.1	943.9	1172.5	1564.3	2442.9	3752.2	4162.0	3429.1	3290.7
52.5°	587.1	595.0	658.6	791.4	1026.1	1402.7	2265.0	3825.9	4597.6	3852.4	3681.8
55°	436.8	442.4	497.6	616.9	844.9	1218.6	2042.1	3846.7	5091.9	4431.1	4217.7
57.5°	316.9	320.3	355.8	444.6	640.5	988.4	1771.4	3792.7	5680.0	5172.9	4904.4
60°	256.7	257.8	268.4	307.9	445.3	728.4	1444.3	3607.0	6318.4	6129.3	5790.9
62.5°	233.1	233.1	235.9	246.5	301.1	480.7	1048.7	3222.0	7002.8	7337.8	6884.6
65°	216.7	216.7	217.8	222.9	237.5	306.2	661.9	2594.9	7579.8	8753.4	8180.4
67.5°	202.0	202.6	202.0	203.8	212.2	226.3	383.9	1792.2	7890.6	10220.3	9601.7
70°	186.9	188.0	185.2	185.2	192.0	192.5	240.4	982.8	7632.7	11449.7	11287.0
72.5°	168.8	170.6	166.0	164.9	169.9	167.7	180.7	471.7	6553.1	11816.6	12244.4
75°	153.1	155.4	145.2	142.4	142.4	140.7	146.9	242.0	4253.1	9639.4	10310.4
77.5°	139.0	143.5	127.2	118.2	115.9	110.9	119.9	148.0	1860.4	4525.6	4431.6
80°	114.8	121.1	104.7	94.0	90.1	84.5	94.6	103.5	553.3	1050.9	1006.4
82.5°	85.6	88.4	74.3	66.9	63.7	59.7	70.9	72.1	180.1	372.1	420.5
85°	54.6	55.8	45.6	39.4	37.7	36.0	45.0	39.4	68.7	273.6	397.4
87.5°	19.2	21.9	17.4	15.8	16.9	14.0	20.8	11.8	19.2	193.1	239.2
90°	0.0	0.0	0.0	0.0	0.0	0.0	0.0	0.0	0.0	0.0	0.0

(END OF REPORT)